

# RESEARCH OF THE HYDRAULIC RESISTANCE COEFFICIENT OF SUNNY AIR HEATERS WITH BENT PIPES DURING TURBULENT AIR FLOW.

Abbasov Yorqin Sodiqovich., Abdukarimov Bekzod Abobakirovich., Mominov Oybek Alisher ugli.,  
Xolikov Abdumalik Abduvahob ugli

Department of Civil engineering construction, faculty of Construction Fergana polytechnic institute. Republic of  
Uzbekistan

Abbosov Yorqin Sodiqovich - Technical doctor of sciences, docent

[erkinaabasov@yandex.ru](mailto:erkinaabasov@yandex.ru)

+99898 276-37-75

Abdulkarimov Bekzod Abobakirovich – Doctorate

[bekzodbek45484@mail.ru](mailto:bekzodbek45484@mail.ru)

+99890 405-02-03

Mo'minov Oybek Alisher ugli-Assistant

[oybekmominov72@gmail.com](mailto:oybekmominov72@gmail.com)

+99891 681-22-21

Xolikov Abdumalik Abduvahob ugli-Master

[abdumalikholikov1992@gmail.com](mailto:abdumalikholikov1992@gmail.com)

+99893 373-29-06

**Abstract:** This article examines the issues of hydraulic resistance of solar air heaters with concave tubes and reduction of pressure losses, as well as the determination of the air flow in concave tubes installed in the working chamber of the solar air heater and discusses the reduction of the number of common tubes to reduce pressure losses in the solar air heater and the installation of concave pipes to give air a swirling motion to eliminate a sharp decrease in the heat transfer process .

**Key words:** solar air heater, pressure, hydraulic resistance, immersion tube, absorber, air, laminar, turbulent, height, dynamic viscosity.

## INTRODUCTION

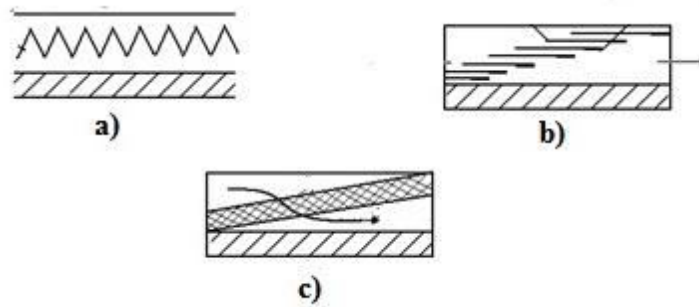
Today, at this stage of the development of world civilization, the urgent task is the widespread introduction and use of renewable energy sources [1], associated with an excessive increase in energy demand [2], continuous growth of valuable energy [3], as well as a reduction in fuel and energy resources [4] and deterioration environmental conditions around the world [5.6.7] In this regard, close attention is paid to the development of new generations of solar energy installations with increased efficiency [8.7.] and minimal economic costs [9]. The use of solar air heaters is the easiest way to convert sunlight into heat energy. These types of heaters are cheaper than other types of heaters. Furthermore, these solar heaters are widely used because of their simplicity of the structure. Solar air heaters are mainly used for heating rooms with air and drying agricultural products. In a forced-air heating system, the solar collector collects direct and diffused solar rays in the form of heat when the solar rays arrive, and directs thermal energy to the desired place.

Scientific research is being conducted in the world aimed at creating energy systems using solar low-potential installations in heat supply systems [10.11], taking into account the optimization of heat and mass transfer processes [12.13.14], necessary for the development of operating [15], technological and design parameters [10], control and management schemes [16.], which provide continuity of hydrodynamic and thermal processes [17.18.19]. Improving the efficiency and development of new modern designs of solar installations [20], as well as improving the methodology of their thermal calculations are one of the most important research tasks in this field [21.22]. At the same time, increasing the efficiency of solar air-heating collectors, based on an improved design of absorbers and intensification of heat transfer processes [23.24.25.26], due to turbulization of the heat carrier flow [27], is relevant for heat supply systems [28].

Among renewable energy sources, solar energy in terms of resources [29], ecological purity [30.31] and ubiquitous prevalence is the most promising energy resource [32]. Among installations operating on renewable energy sources, solar air heating collectors stand out for their simplicity of design [33] and relatively high efficiency [34]. The general direction of work on the creation of air solar collectors is to find ways to reduce heat loss to the environment [35], intensify heat transfer on the absorber [36] and reduce the cost of pumping air through the collector [37.38] by reducing the hydraulic resistance of the collector.

From the results of a study of the literature, it can be noted that the convective heat transfer rate can be increased by increasing the heat transfer surface, which is affected by the air flow, or by increasing the

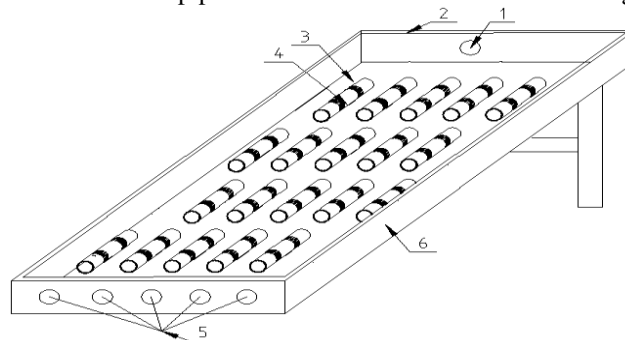
convective heat conductivity coefficient from the heated surface. It is necessary to establish the optimal turbulent flow regime to increase thermal conductivity and, accordingly, reduce the size of the solar radiation heater, its mass or increase its heat capacity in previous measurements and increase heat transfer through the air stream from the surface of the absorbing radiation. (Fig. 1) This task is carried out using an artificial canopy, profiles the surface of the sunlight receiver, recesses or gaps are placed on the surface of the light receiver.[39]



**Fig 1. Types of solar air collector with high efficiency.**  
*a – surface with a triangular channel; b – surface with a hole; c – net*

**II.DEVICE CHARACTERISTIC**

A model of a solar water heater with a concave tube with low hydraulic resistance (Fig. 1) was developed; the device has a length  $l = 1200$  mm, width = 400 mm, height  $h = 62$  mm. This solar air heater has metal tubes in the working chamber with a small heat capacity and concave shape and is built in a checkerboard pattern. The length of each pipe is  $l = 150$  mm. The average duct distance is  $l = 60$  mm. At the base of the duct, a concave shape is given in two rows, this geometric figure has a depth  $h = 2$  mm and a width = 15 mm. The geometric shape attached to the manifold ducts is internally concave along the outer surface of the channel and vice versa. When using a solar air heater, the inlet and outlet pipes are located at  $d = 15$  mm when using a spray gun.



**Fig.2 General schematic view of a solar air heater with concave tubes.**  
 Here 1-air outlet, 2-window, 3-black metal surface (absorber), 4-air duct, 5-channels for air inlet, 6-case

**III. METHOD OF THEORETICAL ANALYSIS**

This solar air heater works in two ways:

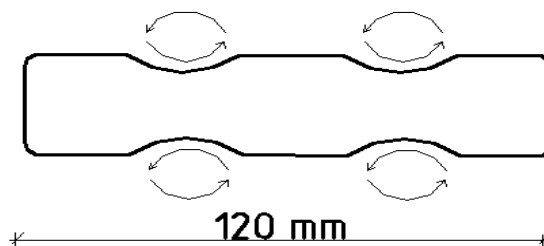
- Blowing air into the inside of the collector;
- Air intake from the manifold.

During operation by the method of inflating air, diagonal inlet and outlet nozzles of the device are used.

In the case of air intake, each channel uses its own separate channels for air intake.

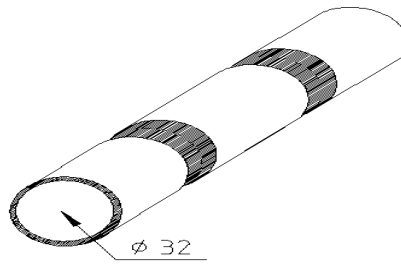
The channel diagram is a checkerboard shape that covers the entire airflow of the collector through the chamber.

The working chamber of the heater has a concave geometric shape in the air pipes (Fig. 2a). air striking these figures forms a vortex motion.



**Fig.3a Circular motion on the concave parts of the air duct.**

The depth of the concave shape should not exceed  $h = 2$  mm, the diameter of the tube (Fig.2b).

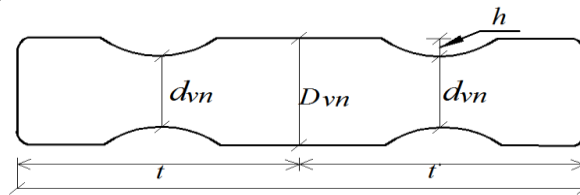


**Fig.3b General view of the air duct**

The coefficient of hydraulic resistance in the air pipes of a solar air heater is determined as follows.

$$\xi_{co} = \xi_{fl} \cdot \left[ 1 + \frac{100(\lg Re - 4.6) \left(1 - \frac{d_{vn}}{D_{vn}}\right)^{1.65}}{\exp\left(\frac{t}{D_{vn}}\right)^{0.3}} \right] \exp \left[ \frac{25 \left(1 - \frac{d_{vn}}{D_{vn}}\right)^{1.32}}{\left(\frac{t}{D_{vn}}\right)^{0.75}} \right] \quad (1)$$

Here  $\xi_{fl}$  is the hydraulic resistance coefficient of a smooth air pipe;  $Re$  is the value characterizing the air flow regime,  $d_{vn}$  is the diameter of the smaller part of the pipe,  $D_{vn}$  is the largest diameter of the pipeline,  $t$  is the number of steps in the pipe.



**Fig.3d Schematic view of the steps of a concave air duct**

The hydraulic resistance coefficient  $\xi_{fl}$  of a smooth air tube, as mentioned above, is determined as follows.

$$\xi_{fl} = \frac{0.316}{Re^{0.254}} \left(\frac{\mu}{\mu_{st}}\right)^n \quad (2)$$

Here,  $Re$  is the value characterizing the air flow regime,  $\mu$  is the dynamic viscosity of air at certain temperatures, and  $\mu_{st}$  is the dynamic viscosity of heated surface air.  $n$  - the ratio of dynamic volatility to temperature differences is 1/3.

The Reynolds number is determined as follows.

$$Re = \frac{vd}{\nu} \quad (3)$$

Here is  $v$ -speed,  $d$  -diameter,  $\nu$  -kinematic viscosity of air. The dynamic viscosity of air is determined by the following formula.

$$\mu = \mu_0 \frac{T_0 + C}{T + C} \left(\frac{T}{T_0}\right) \quad (4)$$

Here  $\mu$  is the dynamic viscosity in (Pa) at a given temperature  $T$ ;  $\mu_0$ -control viscosity in (Pa) at some control temperature  $T_0$ ;  $T$ -set temperature in Kelvin;  $T_0$  control temperature in Kelvin; Sutherland  $C$ -constant for the gas whose viscosity is to be determined.

The pressure loss on the device is determined by the following formula.

$$\Delta h = \sum \xi * \frac{v^2}{2g} \quad (5)$$

Here  $\sum \xi$  is the total hydraulic resistance coefficient,  $v$  is the average velocity, and  $g$  is the free fall velocity.

$$\sum \xi = (\xi_{fl} + \xi_{co}) \quad (6)$$

**Theoretical analysis of experimental results**

The concave tube solar heater was mainly tested at five different speeds, and at each speed experiment, the main parameters were obtained, including the air speed, the temperature of the heated air from the heater, and the temperature of the absorber and concave tubes.



**Fig.4 The process of working a solar heater with concave tubes**

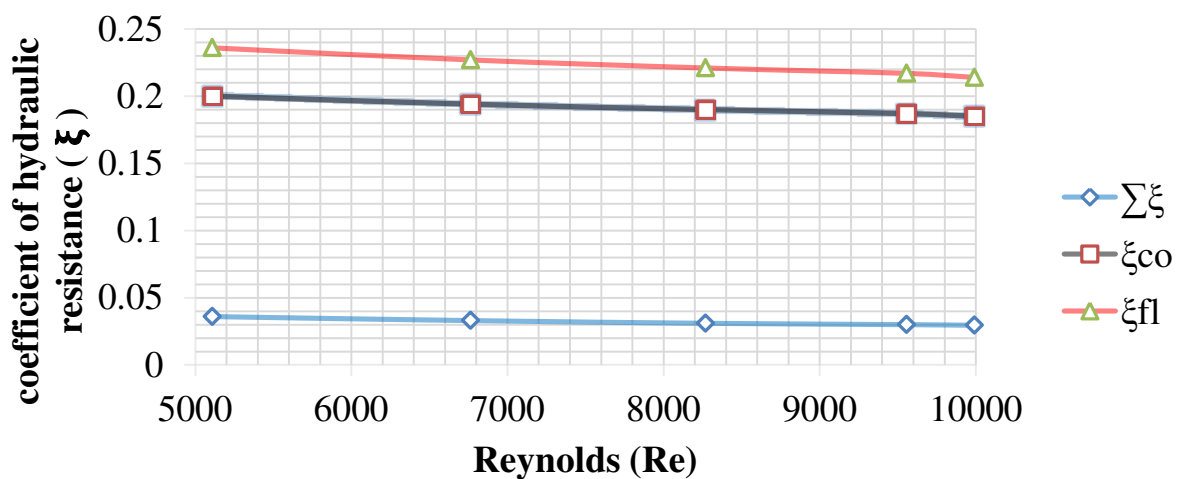
**Table.1** The results were obtained at five different speeds from a concave-tube solar air heater.

Inlet air speed m/s	Outlet air speed m/s	Time for experience	Outdoor temperature °C	Heated air temperature °C	Absorber surface temperature °C	Tube temperature °C
3.86	3.68	13 <sup>30</sup> -14 <sup>00</sup>	34	73	84	82
5.2	4.78			72	84	81
6.4	5.84			71	83	81
7.88	6.23			70	82	80
8.2	6.55			68	81	79

**Table.2** The dependence of the Reynolds number on the coefficient of hydraulic resistance.

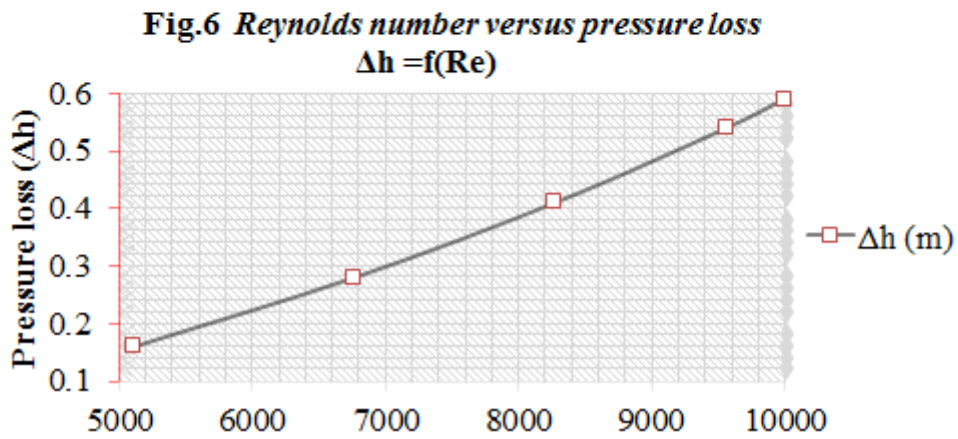
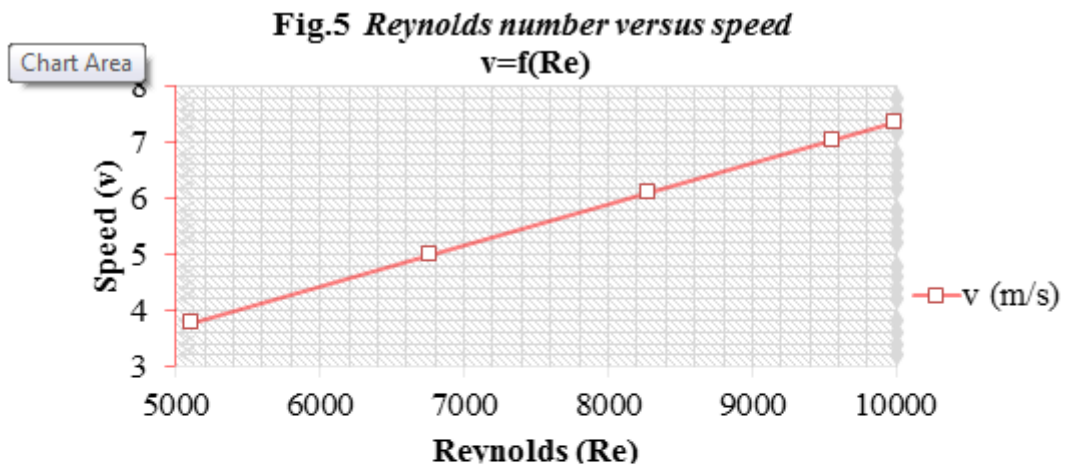
<b>Re</b>	5111	6766	8271	9559	9993
$\xi_{fl}$	0.036	0.033	0.031	0.03	0.0295
$\xi_{co}$	0.2	0.194	0.19	0.187	0.185
$\sum \xi$	0.236	0.227	0.221	0.217	0.214

**Fig.4** Reynolds number versus hydraulic resistance coefficient  $\xi=f(Re)$



**Table.3** Reynolds number versus speed

<b>Re</b>	5111	6766	8271	9559	9993
<b>V m/s</b>	3.77	4.99	6.1	7.05	7.37



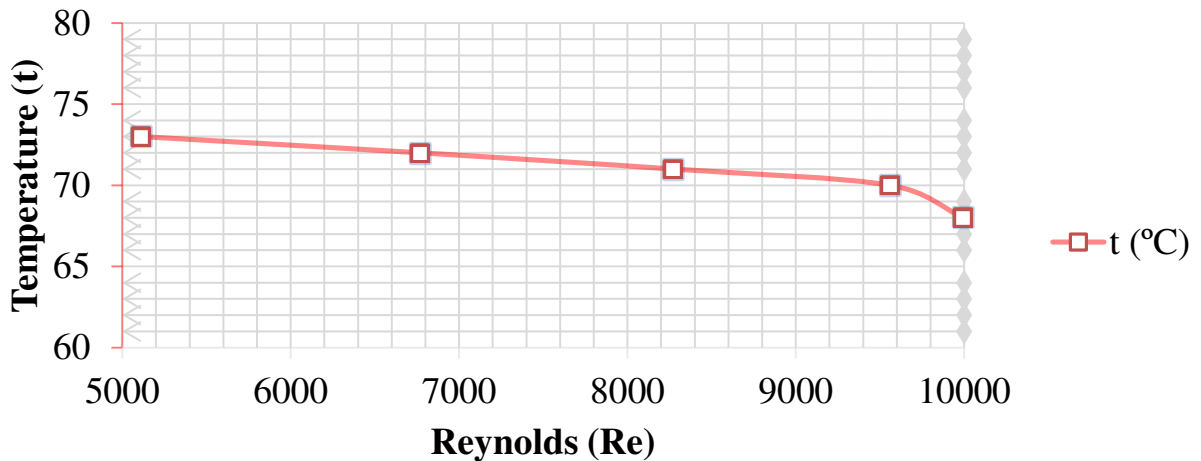
**Table.4** Reynolds number versus pressure loss

<b>Re</b>	5111	6766	8271	9559	9993
<b>Δh m</b>	0.16	0.28	0.41	0.54	0.59

**Table 5.** Reynolds number versus temperature of heated air

<b>Re</b>	5111	6766	8271	9559	9993
<b>t °C</b>	73	72	71	70	68

**Fig.7 The dependence of the Reynolds number on the temperature of the heated air  $t=f(Re)$**



**VI. EXPECTED EFFICIENCY**

- Relative to a common full-channel solar air heater, the air duct consumption is halved.
- Through the geometric shape specified by the air channel, the rotational movement of air is transmitted and the possibility of maximum increase in air temperature is created.
- Relative to a common full-channel solar air heater, the local resistance coefficient of the device will be reduced.
- Due to the reduction of local resistance, the device works efficiently even at low speeds.[40]

**VII. CONCLUSION**

By replacing common pipes in the working chamber of a solar air heater with pipes with a concave geometric shape, a decrease in the hydraulic resistance coefficient and pressure loss without reducing the heat transfer coefficient of the device was achieved.

**References**

[1]. John A. Duffie and William A. Beckman. Solar Engineering of Thermal Processes, Fourth Edition. Published by John Wiley & Sons, Inc. New York. 2013 y. 936 p

[2]. Abbasov E. S., Uzbekov M.O. Mo’minov B. Efficiency of Heat Exchange of a Solar Air Collector with a Light-Absorbing Surface Made of Stainless Steel Shavings // International Journal of Advanced Research in Science, Engineering and Technology. – India, 2018.- Volume 5, Issue 2,Pages: 5169-5176 (05.00.00 № 8. (23) Scientific JournalImpact Factor 2018,IF:5,474).

[3]. Abbasov E. S., UzbekovM.O.,OmunillayevB.I. Theoretical analysis of the characteristics of the air flow when flowing metal shavings in the solar air heaters// European science review. – Vienna, 2018. – № 1–2, – C. 255-259 (05.00.00 №5. (5) Global Impact Factor 2018, IF:1,36).

[4]. Mahdi Hedayatzadeha, FaramarzSarhaddi, AliSafavinejad, FaramarzRanjbar, HosseinChaji. Exergy loss-based efficiency optimization of a double-pass/glazed v-corrugated plate solar air heater // Energy 94 (2016)

[5]. Manjunath M.S., KaranthK.V., SharmaN.Y. Numerical investigation on heat transfer enhancement of solar air heater using sinusoidal corrugations on absorber plate // International Journal of Mechanical Sciences138–139 (2018)

[6]. Chii-Dong Ho, Ching-Fang Hsiao, Hsuan Chang, Yi-En Tien, Zih-Syuan Hong. Efficiency of Recycling Double-Pass V-Corrugated Solar Air Collectors // Energies 2017, 10

[7]. Shuilian Li, Hui Wang, XiangruiMeng, Xinli Wei. Comparative study on the performance of a new solar air collector with different surface shapes // Applied Thermal Engineering 114 (2017).

[8]. HosseiniS.S.,RamiarA., RanjbarA.A. Numerical investigation of natural convection solar air heater with differentfins shape // Renewable Energy 117 (2018)

[9]. PriyamA.,ChandP.. Effect of wavelength and amplitude on the performance of wavy finned absorber solar air heater // Renewable Energy 119 (2018)

[10]. CaglayanN. et al. Experimental Investigation of Various Type Absorber Plates for Solar Air Heaters // Journal of Agricultural Sciences 21 (2015)

[11]. Uzbekov M.O.,IsmoilovI.K.Research by airflow of metal shavings used in a solar air heater as a heat receiver // International Journal of Advanced Research in Science, Engineering and Technology. Vol. 6, Issue 5, May 2019– C. 9061-9065 (05.00.00 № 8. (23) Scientific JournalImpact Factor 2019,IF:6,126)

- [12]. Uzbekov M. O. Thermal balance of the solar air heater with a heat sink of metal shavings // International Journal of Advanced Research in Science, Engineering and Technology. Vol. 6, Issue 5, May 2019 – С. 9246-9254 (05.00.00 № 8. (23) Scientific Journal Impact Factor, IF:6,126)
- [13]. Узбеков М.О., и др. Исследование термического сопротивления солнечного воздухонагревателя с металлической стружкой // Научно – технический журнал «Энергосбережение и водоподготовка», 2019 г. № 4. – С.29-33(05.00.00 № 97.РИНЦ 2018, IF:0,32)
- [14]. Краснов Н.Ф. Аэродинамика. Основы теории. Аэродинамика профиля и крыла. Москва «Высшая школа» 1976 г. 385 ст.
- [15]. Chabane F, Moumimi N, Benramache S, Bensahal D, Belahssen O. Collector Efficiency by Single Pass of Solar Air Heaters with and without Using Fins // Engineering journal Volume 17 Issue 3. 2013 y.
- [16]. Chii D.H, Hsuan Ch., Rei Ch.W., Chun Sh.L. Analytical and Experimental Study of Recycling Baffled Double-Pass Solar Air Heaters with Attached Fins // Energies № 6. 2013.
- [17]. Yeh H.M., Ho Ch. D. Collector Efficiency in Downward-Type Internal-Recycle Solar Air Heaters with Attached Fins // Energies, № 6, 2013
- [18]. Bekele A., Mishra M., Dutta S. Effects of Delta-Shaped Obstacles on the Thermal Performance of Solar Air Heater // Advances in Mechanical Engineering. 18 August. Volume 2011
- [19]. Chabane F., Moumimi N., Benramache S. Experimental analysis on thermal performance of a solar air collector with longitudinal fins in a region of Biskra, Algeria // Journal of Power Technologies. 93 (1). 2013.
- [20]. Ho Ch.D., Yeh H.M. Collector Efficiency in Downward-Type Double-Pass Solar Air Heaters with Attached Fins and Operated by External Recycle // Energies, № 5, 2012
- [21]. Chamoli S., Lu R., Xu D., Yu P. Thermal performance improvement of a solar air heater fitted with winglet vortex generators // Solar Energy. 159 (2018).
- [22]. Singh I., Singh S. CFD analysis of solar air heater duct having square wave profiled transverse ribs as roughness elements // Solar Energy. 162 (2018).
- [23]. Abuska M. Energy and exergy analysis of solar air heater having new design absorber plate with conical surface // Applied Thermal Engineering 131 (2018)
- [24]. Uzbekov M. O. Possibilities of increasing the efficiency of the heat receiver of ics from metal shavings // Computational nanotechnology, 2019 г. № 2 – С. 138 -140(01.00.00 № 60.РИНЦ 2018, IF:0,172)
- [25]. Abbasov Yo. S., Uzbekov M.O. Studies efficiency solar air collector // Austrian Journal of Technical and Natural Sciences «East West» Association for Advanced Studies and Higher Education GmbH. – Vienna, 2016. - № 7-8, - С.13-17 (02.00.00 № 2)
- [26]. Uzbekov M.O., Abbasov E.S. Technique – economic analysis of the use of solar air collector in the conditions of the Fergana region of the Republic of Uzbekistan // European science review. № 1–2, 2019 - С. 68-72 ((5) Global Impact Factor 2018, IF:1,36)
- [27]. Ravi R.K., Saini R.P. Nusselt number and friction factor correlations for forced convective type counter flow solar air heater having discrete multi V shaped and staggered rib roughness on both sides of the absorber plate // Applied Thermal Engineering 129 (2018)
- [28]. Skullong S., Promthaisong P., Promvong P., Thianpong Ch., Pimsarn M.. Thermal performance in solar air heater with perforated-winglet-type vortex generator // Solar Energy 170 (2018)
- [29]. Hassan H., Abo-Elfadl S. Experimental study on the performance of double pass and two inlet ports solar air heater (SAH) at different configurations of the absorber plate // Renewable Energy 116 (2018)
- [30]. Dongxu Jin, Jianguo Zuo, Shenglin Quan, Shiming Xu, Hao Gao. Thermohydraulic performance of solar air heater with staggered multiple V-shaped ribs on the absorber plate // Energy 127 (2017)
- [31]. Wenke Fan, Georgios Kokogiannakis, Zhenjun Ma, Paul Cooper. Development of a dynamic model for a hybrid photovoltaic thermal collector solar air heater with fins // Renewable Energy 101 (2017)
- [32]. Khalil A., Shalaby S.M., Zayed M.E. Improvement of thermal performance of the finned plate solar air heater by using latent heat thermal storage // Applied Thermal Engineering 123 (2017)
- [33]. R. K. Srivasta, Ajeet Kumar Rai. A review on performance enhancement of solar air heater // Department of Mechanical Engineering, Oct 03, 2017.
- [34]. Uzbekov M.O., Nasretdinova F.N. Overview of the main types of solar air heaters // XLI International scientific and practical conference «International scientific review of the problems and prospects of modern science and education» Boston, USA. 2018. С.20-23
- [35]. Uzbekov M.O., Shermatov B.A. Research of absorbers efficiency of solar air heaters // XXXVII International scientific and practical conference «European research: innovation in science, education and technology» London, United Kingdom 2018, С. 21-26.
- [36]. Uzbekov M.O. Sharipov M. S. Methods of discharging the heat from the surface of the heat receiver and improving the efficiency of solar air heater // XXXIV International Scientific Conference "Scientific Research: Key Problems of III Tsyacheletiya" Moscow, May 5-6. 2019 – p. 12-15.
- [37]. Kumar A. CFD Analysis on the Thermal Hydraulic Performance of an SAH Duct with Multi V-Shape Roughened Ribs // Energies № 9, 2016.

- [38]. Kim M.H. Thermal Hydraulic Performance in a Solar Air Heater Channel with Multi V-Type Perforated Baffles // Energies № 9, 2016.
- [39] Abdugarimov Bekzod Abobakirovich and O'tbosarov Shuhratjon Rustamjon O'g'li Relevance of use of solar energy and optimization of operating parameters of new solar heaters for effective use of solar energy // International Journal of Applied Research 2020; 6(6): p.16-20
- [40] Yo.S.Abbosov., B.A.Abdugarimov., Sh.R.O'tbosarov Hydrodynamic Analysis of Air Solar Collectors // International Journal of Advanced Research in Science, Engineering and Technology Vol. 7, Issue 5 , May 2020 p. 13544-13549