

AN OPTIMAL BIT ERROR RATE IMPROVEMENT USING GENERALIZED PATTERN DIVISION MULTIPLE ACCESSES IN WIRELESS 5G

¹PUTTI.HANEESHA, ²DR.KHALIM AMJAD MEERJA

¹Department of Electronics and communication Engineering, V R. Siddhartha Engineering College, Kanuru, Vijayawada, India

²Professor, Department of Electronics and communication Engineering, V R. Siddhartha Engineering College, Kanuru, Vijayawada, India

Received: 14 March 2020 Revised and Accepted: 8 July 2020

Received: 14 March 2020 Revised and Accepted: 8 July 2020

Abstract: The 5th generation (5 G) of wireless connexions are projected to increase cell traffic explosively as the mobile Internet and Internet of Things is created. Some non-orthogonal multiple access systems (NOMA) such as power-domain NOMA, multiple LDS, fragmented multiple access code (SCMA), multi-user sharing access patterns (MUSA). Division pattern division division, pattern division pattern (PDMA) have been extensively studied to tackle 5 G challenges such as strong spectral efficiency, large networking and lower latency issues. This paper examines the BER efficiency for 5 G networks with numerous multiple accesses. In addition we establish a closed form research approach for Multi-User FDMC techniques. In this document, we analyse the effects of BER 5 G systems with different access schemes. The results of simulation indicate that MU-FDMC is better than conventional methods.

Key Words: Fifth generation (5G), PDMA, OFDM, FBMC, GFDM, BER.

I. INTRODUCTION

Since from the part of MM communications and broadcasting [1], several explorations are completed to conquer the numerous needs for the real time applications with the increase of the technology in 5G [2, 3]. To encounter these complications different and wide-variety of schemes have been introduced in the field of NOMA regarding the power domain[4], MA with respect to LDS [5,6], SCMA [7-9], MUSA, PDMA [10] etc., intrication of traditional OMA along with the FDMA[11], TDMA, CDMA, OFDMA[12]

The enhancement in the data traffic had brought a vulnerable change especially of the smart screen owing manufacturers [14]. At any cost the orthogonal multiple access methods will reach the low ability than NOMA methods for DL-BC[15]. With that ineffective orthogonal multiple access methods are mostly in supportive of the UL fields [16]. Apart from all the results the NOMA method is completely perfect to achieve the needs of the users and enormous connection which is also efficient in mitigating the transmit of latency and enhancement of ER. [17-21]

Non-orthogonal multiple access methodologies have been understood by industry and academics as of the forsee results because of ever OFDMA in long term evolution to meet the largest domain range of needs for the limited resources [23]. The theme of NOMA can be as a trace back for the theoretical estimations [24]. The tiers of power of the Rx'ed packets are introduced and explored by Shinamoto[25], Pederson[26] and Mazzini[27]. In twenty-eight Y.Yanaand A. Li [28] had also introduced SSRS method for the usage of near to farther effect to increase the UL throughput efficiency.

NOMS has been grabbing the intention from the academia and firm wise communities as the paper back vitality and systematic spectra method because of the large network capability on differentiation with OMA for 5th Generation [30]. Non-orthogonal multiple access networks are used for distributing the practical methods of concentrating and mm streams for the non-practical contents like browsing, media and file transfer, messages from the users[31,32]. MC-NOMA with SCMA and PDMA are encountered with the fundamentals and the sanction of the schemes as of [33]. A number of proposals regarding Non-orthogonal multiple access. Few researches [34,35] that provide keen intention for the QoS like SINR of channels and their capability for the promotion of SE efficiency.

The 5G parameters like eMBB that needs high dr and the enormous MTC for the enormous connectivity as strength and also URLLC[37]. Hence fifth generation devices has to support several upcoming real-time experiments [38]. The proposed method of filter bank multi-carrier offset OQAM wave [39] at which the sub-

carriers of the one's are filtered by the time with filter and the GFDM [40] is also depends upon the modulation of heterogeneous types of blocks . At which every block contains many sub-carriers and symbols.

II. LITERATURE SURVEY

[1] The mobile traffic has been increasing with the increase in the development of IoT and 5G mostly the works for the contribution of wireless communications. In order to encounter this problem a few alteration parameters such as spectral efficiency in 5G enormous linkage and a minute latency a few NOMA methodologies are been explored in its various domains such as power LDS, SCMA, MUSA, PDMA. Unlike from the traditional OMA methods. Non-Orthogonal Multiple Access schemes which could understand the profusion via the adjustable methods of interference to the amount of modest increment of the intoxication near the Rx, from which the notable procurement can be seen in effective spectra and can involve several loss to be a part of it

The three main concepts have been suggested as of explained and their efficiency in the words of UL- BER are to be equalized. To an account, the efficiency of PDMA are used for the similar parameters during the simulation as SCMA that has pointing to the intrication of sparse code against pattern division where these two evolve from the unlike graph of the factor and the continuous and the simultaneous switching of the notebook.

Hence the introduced parameters has been verified with their efficiency because of the N-O design for sparse along with N-O Rx of MPA. Because, m user exchangeable utility and PDMA are of equal effect[13]. The force of thousand gold increment in the mobile traffic for the upcoming years and explored real time experiments induce several strong tasks for the present OMA relied fourth generation. Along lasting solution to encounter this is to transfer the current OMA to NOMA. The proposed method initiates the theme and the key point of the complication involved efficiency of NOMA architecture. The NOMA PDMA methodology is used for the exponential increase of the needs of the users of mobile for the determination and the application of the services. The note of the pattern division multiple access method is a co-structure of tx and rx which accept the less -complexive SIC relied multi-user ascertainment with the completely enhanced efficiency under traditional orthogonal multiple access schemes. Mostly the development of the patterns are of such type in a justified manner so as the diversity disparity and the priate disparity is maintained on the symbol and resource level of elements. Nearest discrepancy levels are maintained at the low-complexive levels on the SIC relied detector to understand the near-perfect rejection for the interference in the case of multi-user. However, the pattern division multiple accesses is able to accommodate 300% encumberment. Whereas it feels good for transmitting the relativity that is near to the traditional orthogonal multiple access methods. The simulations describes that the proposed method of pattern division multiple access up gradation with lesser signalling to overcome the low latency, enormous strength for 5th generation.

[22] Due to the higher efficiency in spectra and the connection along with flexibility of NOMA has been recognized as the most hopeful eligibility for the usage of rules and regulations and also the phenomena of the involvement of 5th generation. Especially, several NOMA methods are introduced as well as implemented for the MA up gradation of future work of network utilization. This proposed method mainly describes about the Non-Orthogonal Multiple Access methodologies. Initially we have to know the stage of the art Non-orthogonal multiple access, by contrasting the challenges that are with TC. Complex algorithms have been initiated for the respective NOMA methods are explored. Further, concentration on access—ease NOMA that is associated with the UL involved and is assumed to accompany access the enormous connection need of 5th Generation. In this method, the model exploration matters of NOMA and the encounter methods. To an account the model describes the Non-orthogonal multiple access for real-time applications. At last the further tasks which are currently issued for NOMA methodologies.

The existence matters are analyzed for NOMA that this survey will be a benefit of the enhancement of NOMA methods and the obvious clearance on the disposition.

[29] NOMA is the prior upgradation for the 5th Generation. In coordination with resource relied coding so that this can enhance the spectra source utility and the system throughput. The proposed system mainly deals with the source grant coding for the NOMA D2D communications is introduced at which the given method as of that about the J-user schedule, and the link selection with tree- relied finding algorithm and is simplified by the switching function which don't require to get derived. Using SIC the conditions for Device to Device usage is developed into the network. Along with the suboptimal method for adjusting the users and device to device acception for various sub-channels, that can mitigate the risk of the tiredful finding method. Because of the Palloc coefficients, the max arithmetic sum rate of the device can be obtained. In between the present part of the disturbances due to the users consuming large power is rejected by Successive Interface Cancellation in Non-orthogonal multiple access devices the increase in Palloc algorithms devices is inversely proportional to the

search options the proposed method is of having farther-acquaintance link choosing method for the better quality of transmissions.

The given work provides the improvement in the device throughput with with less complex nature of the amount for the enhanced spectra utility. The simulation results derive the Pallocalgorithm that reach the higher communication rate when differentiated with the other conventional technologies along with the determination of the joint algorithm.

[36] NOMA methodologies that shows the key guard for fifth generation devices to enhance m-users device capability. To an addition the work suggests the PDMA that describes the matrix which is suggestible for locating the users in a chunk. The proposed work also deals with the BER, in particular fifth generation waveform like OFDM ,FBMC and also GFDM for the pattern division multiple access schemes. On the basis of the search for several users the Successive Interface Cancellation logic is used on the Rx side. The graphical representation depends on the exploration of OFDM and FBMC that would be used in Non-orthogonal multiple access at which the Bit Error Rate to the generalized frequency division multiplexing is too huge.

The separate levels of researches are concerned. Mainly, the results of ex algorithm like B-propagation algorithm and differentiating successive interface cancellation algorithm. Next the S to C coding is necessary for the better performance in NOMA.

III. GENERAL STRUCTURE OF PDMA

The concept behind PDMA strategy is to gain the benefits of twin ghostly diversity. The communications of the multi-customer can definitely be treated as a few entries of more than one o / p (mimo) and multiple device transmissions may be overview of the various variants queries. The pdma depends on the facts of the customers being transformed in conjunction with a defined illustration into a meetings of asset adds. Non symmetric transfer is therefore rendered in view of the fact that a multiplexing of several customers by a comparable asset[21].



Fig 1: General pattern of PDMA in NOMA

When 6 customers are split into 4 resources components and REs 1 is split into Customer 2, Customer 3 and Customer 4. Transmissions for the six customers are chosen accordingly: 4, 3 and 2,1.

Independent equations should be used to separate consumer details multilexed with a comparable RE[11,23] while defining the numerous customers. We agreed on the SIC collector in this paper because it shows a good exchange between varied existence and exhibits respecting the standard of the venue for numerous customers. There may be different arrangements for a given overburdening feature. The unpredictability and efficiency of the recipient depends, for example, on calculating and sparing properties of the example system. The structure is double initially and the function calculation tells when a consumer is mapped to an object portion.

The rapid extension of the 5G-IoT distant interchanges implies a risky improvement of the shipping peak time of the gridlock. A few unsymmetrical exceptional entries to (nomad) plans, together with energy region noma, extreme entry of small density spreads (lds), small code numbers (scma), multi-user mutual entry to (muse) have been examined successfully, and I To deal with 5 g problems, better spectacular results, large population and inertia decreases On this article we analyze the introduction of 5 g frames with several distinctive styles. I. In the assessment of the multi-user fdmc platform we are preparing a deeper framework testing Approach. E ofdm, fdmc and gfdm Mu-fdmc is seen to be equivalent to traditional methods in pastime effects. At present, broad studies have pulled suspense in 5th generation (5 g) remote systems. 5 g networks should, in line with task for the Third Age of the Union (3gpp)[10], [12][22], strengthen 3 major operating firms, including improved broadband handheld devices[13][20], [22], [13] and [20], and [20], [22], and [12] [24]. In this regard, advanced cars are equally considered to endorse the whole lot (ev2x) communication by 5 g systems[20].

3.1 Novel Modulation Technique for MUM-FBMC.

OMA is halfway connected across both former and existing wi-Fi networks; and in 4 g systems more than one orthogonal frequency department has (ofdma) access. For such systems, support blocks are separated orthogonally into time / frequency / code domains for the least interference.oma can only aid restricted consumer count due to barriers in the amount of orthogonal asset block, which restrict the se and capacity of the existing networks. 5 g networks will be improved tremendously considering the fact that there are increased congestion and extra difficulty on the receiver.5 g networks do not support a vast deal of subscribers but can still allow people with various desires to be significantly distinct. These requirements are not met by traditional ofdm[23]

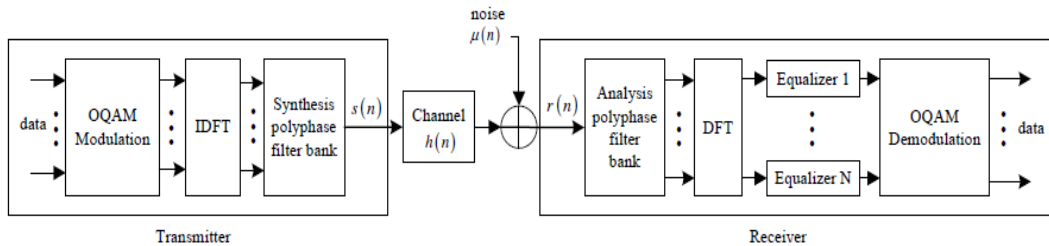


Fig. 2: Generalized PDMA based on FBMC

Generalized FBMC

FBMC[9], [10] The heart rhythm is based on a basic prototype in fbmc. There are normal pulse modes: heartbeat based on the guidance [11]'s orthogonal isotropic reconstruction, and phydyas'heartbeat[9]. By using the necessary standardisation, the heartbeat period within the time-domain is measured and usually exceeds the length of the symbol. The pulse frequency is reduced in some subcategories, which might be not in the long tail of the pulse. The fbmsc real-domain is normally orthogonal in terms of both time and frequency to accomplish the orthogonalization of the offset square amplitude (Oqam) [9]. Therefore the transmitting signal may be shown as m/2 subsequent block times1

$$s(n) = \sum_{k=0}^{K-1} \sum_{m=0}^{M-1} d_{k,m} \theta_{k,m} g(n - mK/2) e^{\frac{j2\pi kn}{K}}, \tag{1}$$

Where k and m denote the sum of subcontractors and emblems, the transmitted image would be accurate and the image m and g (n) is the coefficient of clean-out at the point of sampling. The transmission symbols here discuss the symbols of cardiovascular amplitude (PAM) that may be obtained from the exceptional square amplitude (QAM) symbols. As a result, oqam's offset just requires half the block duration to make up the space between

$$\theta_{k,m} = \begin{cases} \pm 1, & \text{if } m + k \text{ is even,} \\ \pm j, & \text{if } m + k \text{ is odd,} \end{cases} \tag{2}$$

adjacent buildings.

This is the foundation of the oqam.

3.2 Multi-User Solution dependent PDMA

More than one antenna centered entirely noma now attracts mass of hobbies [10], [13]–[19][21]. The addition of no.of antennas to established communication systems offers further spectral efficiency and improvement in NOMA' s output. In particular, one of the studies that perturbed the conditions of many single-input-outputs (siso), totally called, wherein channels are generally interpreted via the thru-scalars, is certainly called by customer ordering, because channels are generally in the form of vectors or matrices. At present, the practical prototypes of several antennas based on a fully nomadic basis are used for a single beam shaping vector to support one or more consumers. Today, we have implemented three other forms of standard naming schemes in a few domains: individual user limited-access sample division (pdma).

3.3 Multi User Approach Based PDMA

Non-orthogonal types are definitely structured to be done by one individual in MU-PDMA. In a transmitter, as in scma, a very sparse signature matrix enables pdma users to expand, the precepts are that any client in the pdma has a set of usable resource blocks which can be utilized. For eg, three rb's can be seen inside the matrix, seven customers can be muxed.

$$S = \begin{bmatrix} 1 & \sqrt{\frac{1}{3}} & \sqrt{\frac{1}{3}} & 0 & \sqrt{3} & 0 & 0 \\ 1 & \sqrt{\frac{1}{3}} & 0 & \sqrt{\frac{1}{3}} & 0 & \sqrt{3} & 0 \\ 1 & 0 & \sqrt{\frac{1}{3}} & \sqrt{\frac{1}{3}} & 0 & 0 & \sqrt{3} \end{bmatrix} .$$

(3)

Therefore the PDMA BER method can be seen and is based upon user 1 and user 2 's power allocation.

$$P_1^1 = Q \left(\sqrt{\frac{P_1}{1+N}} \right) \quad (4)$$

$$P_1^2 = \frac{1}{L_c^2} \sum_{i=1}^{L_c} \sum_{j=1}^{L_c} Q \left(\sqrt{\frac{|p_i c_i + p_j c_j|}{N}} \right) \quad (5)$$

The duration and symbols of the constellation are equation (5) Lc, Ci.

BERs for user 1 and user 2 are not used

$$P_1 = \frac{1}{2} (P_1^1 + P_1^2) \quad (6)$$

$$P_2 = P_1 + (1 - P_1) Q \left(\sqrt{\frac{p_2}{N}} \right) \quad (7)$$

Centered on the above two BER formulas, the second user with the comparison capacity of the first user can accurately be calculated

IV. EFFECTS OF SIMULATION

Different methods (FBMC, OFDM and GFDM) are being carried out using simulation. The element of PDMA overload is 150%. The PDMA compares all the simulation results. The (2x3) parameters are the respective PDMA series.

$$G_{PDMA}^{[2,3]} = \begin{bmatrix} 1 & 1 & 0 \\ 1 & 0 & 1 \end{bmatrix} \quad (8)$$

Parameters of PDMA	
Schemes of Modulation	4-QAM
Size of FFT	64
Used Channel	AWGN
OFDM	
Cyclic prefix	6
GFDM	
Sub-carriers N	64
Sub-symbols M	15
Type of Filter	RRC
Factor OF Roll-off	0.3
Type of Receiver	MF and ZF
FBMC	
K (filter)	4

Table 1: Simulation Parameters

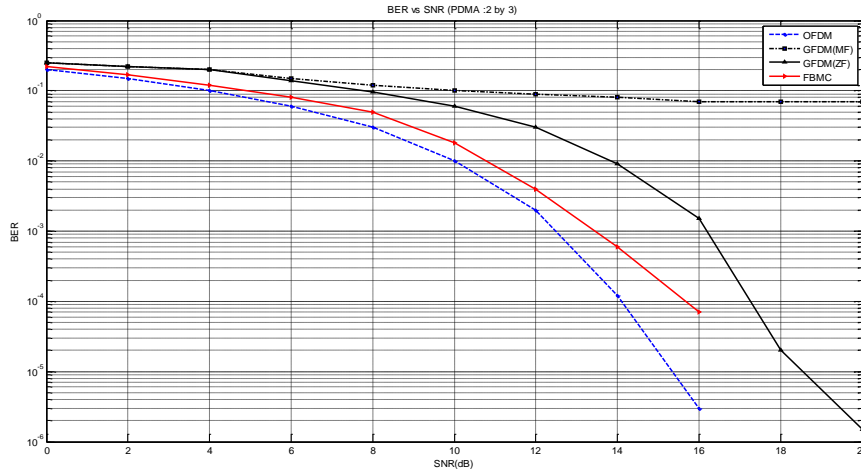


Fig 3: (Generalized PDMA: 2x3), BERVs. SNR in GPDMA

We present BER 's findings with respect to the case ofdm in Fig . 4, together with the PDM matrix furnished in Equation 19, to the customer 1. Each user has valuable resource factor which makes him a preferred client and gives him an order of the highest quality.. Which describes the impacts greater than those of most apps. At least one important information description exchanged with individual is allocated to Customers 2 and 3. Moreover, $\beta = 0$ would be determined. The individual is given 8 stronger strength 1. A lot of these explanations justify the diminished effect of clients 2 and 3 (which should be comparable in contrast to men or women owing to the assumption that each customer is in similar configuration).

In accordance with the principle of user 1 and user 2 and 3, in figure 5, the assessment shows that we can boost customer 1 fashion by observing the sic algorithm measures and considering the interruption time span for apps. Then the ber for customer 2 and 3 will be deducted in a 2d phase. As regards, we have primary findings derived in fbmc waveform. The first is famous when determining the results in the case ofdm. The findings for fbmc are similar to the case ofdm. As a consequence of the usage of pdma in fbmc waveform, overall efficiency in ber sentences is currently not decreased and helps one to take advantage of the increased spectral efficacy of fbmc systems.

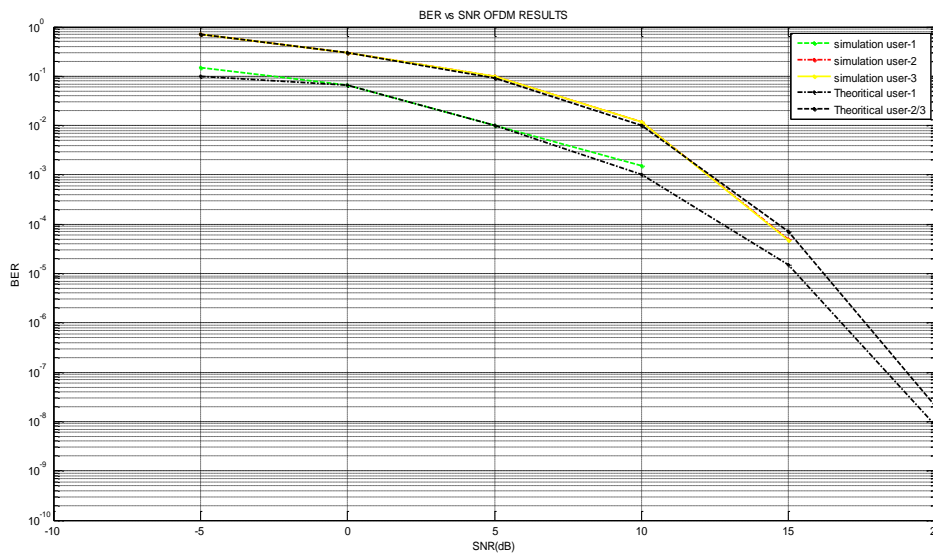


Fig 4: (OFDM: 2X3) BER Vs. SNR in OFDM

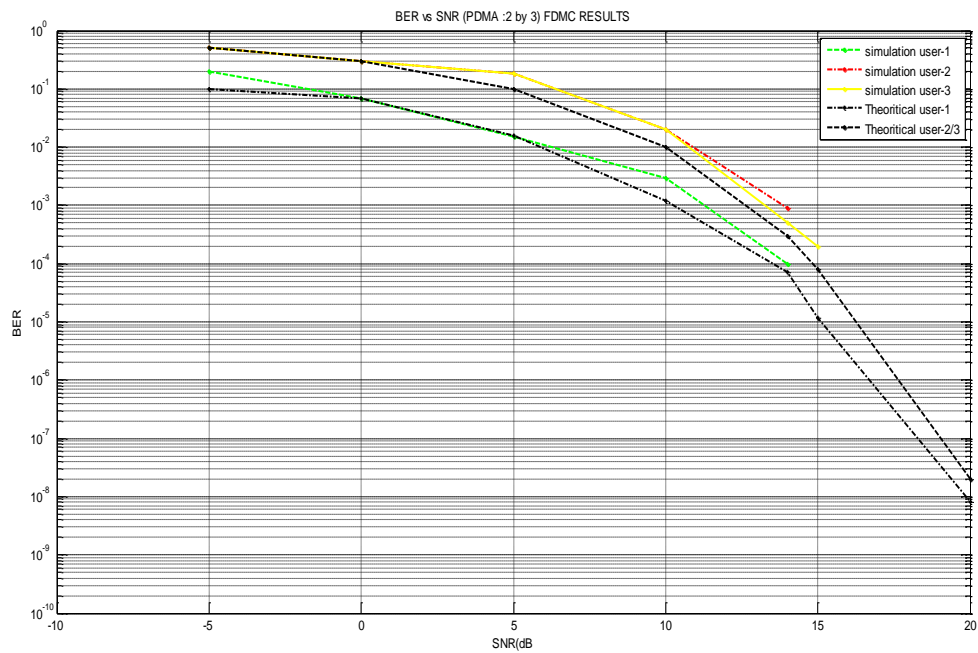


Fig 5: (FBMC OF 2X3) BER Vs. SNR in FBMC

The findings of the test are accessible with the findings of the report. With the Awgn channel and the like method parameters ofdm and fbmc, we have implemented related technological generations for fbmc and ofdm systems with the same Ber performance for Ber in Figure 6. Figure 7. We are looking at a minor difference between theoretical and simulation results, caused by the oma scenario variance among the waveforms and slightly stressed by names. While the experimental results in comparison to the test are also really positive for the individual user.

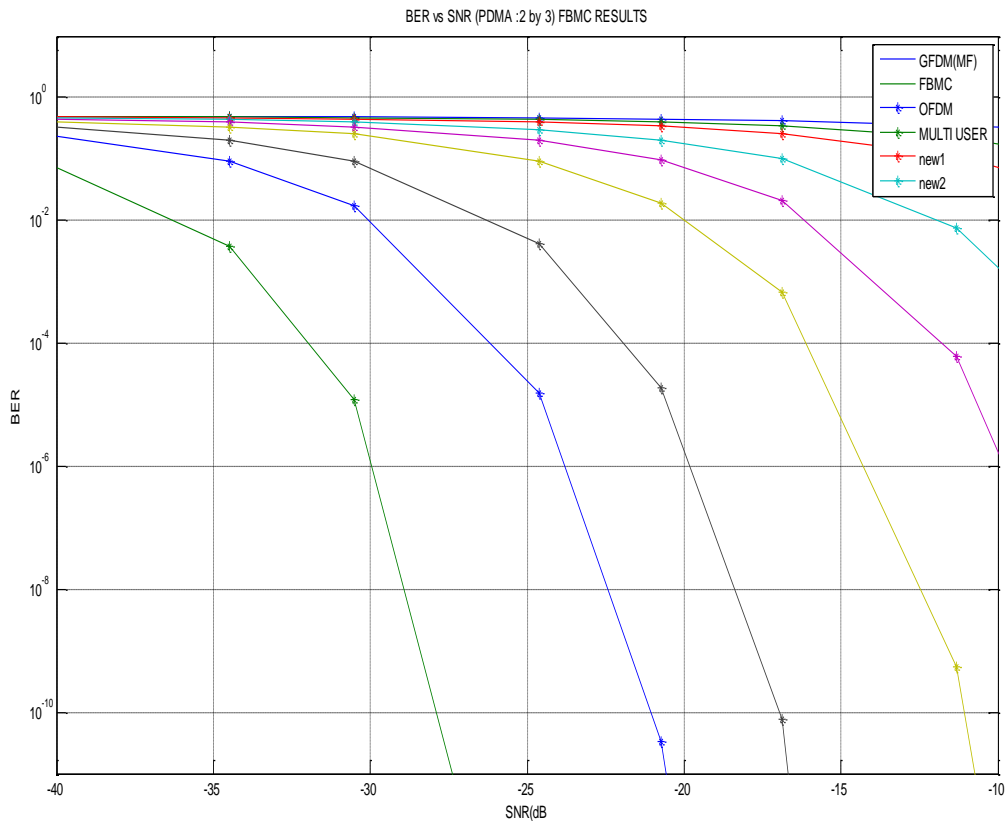


Fig 6: (FBMC OF 2x3) Optimal BER Vs. SNR in FBMC comparison of GPDMA

Thanks to ICI and ISI's OOB leakage contact systems, the utility of different modulation strategies is sought here. Two approaches will reduce OB; pulse forming and filtration subbands.

OBER Vs. FD and SNR can range between 0 Hz and 300 Hz. The classic ODDM is much simpler when $f_d = 0$ Hz. The ISI sponsored on the pulse shaping of the FBMC is almost pure signal, as its bandwidth is sufficiently small to make the channel smooth. This multipath result implies that the ISI is cancelled by CP. MU FBMC is therefore roughly orthogonal in real region and offers good BER efficiency. The performance of UFMC, GFDM and SP-OFDM is equivalent to FBMC, which is a little decreased due to better sound quality and weak pre-coding.

V. CONCLUSION

We contrast the spectral power density(psd) and bit error fee(ber) with different modulations. For 5 g network modulation applications, the detection of oob leakage is a key concern. The leaks decreased from all modulations in certain modulations compared to traditional ofdm. In this respect, ufmc adds a filtration subband and has a small spill, with fbmc and f-ofdm in the bottom stream. Finally, there is a reasonable comparison to the ber performance of the different modulations. The final results show the average dopplerfd efficiency = 0 and 300 hz at the same snr spot. The classical OFDM functions well when the doppler unfolding is a negative ($f_d = 0$), as the isi is caused by the cp direction. As a consequence, MU FBMC is orthogonal within the real field and achieves overall high performance. The typical efficiencies of UFMC, GFDM and sp OFDM are similar to those of FBMC and is just significantly diminished due to decreased noise and pre-coding predictions.

VI. REFERENCES

[1] Comparison Study of Non-Orthogonal Multiple Access Schemes for 5G by Bichai Wang, Kun Wang, Zhaohua Lu, TianXie, and JinguoQuan
 [2]L. Dai, Z. Wang, and Z. Yang, "Cutting edge computerized TV earthbound telecom frameworks: key advances and examination trends,"IEEECommun. Mag., vol. 50, no. 6, pp. 150–158, June 2012.

- [3] F. Boccardi, R. W. Heath Jr, A. Lozano, T. L. Marzetta, and P. Popovski, "Five problematic innovation headings for 5G," *IEEE Commun. Mag.*, vol. 52, no. 2, pp. 74–80, Feb. 2014.
- [4] A. Osseiran, F. Boccardi, V. Braun, K. Kusume, P. Marsch, M. Maternia, O. Queseth, M. Schellmann, H. Schotten, H. Taoka, et al., "Situations for 5G versatile and remote interchanges: the vision of the METIS venture," *IEEE Commun. Mag.*, vol. 52, no. 5, pp. 26–35, May 2014.
- [5] Y. Saito, Y. Kishiyama, A. Benjebbour, T. Nakamura, A. Li, and K. Higuchi, "Non-symmetrical various access (NOMA) for future radio access," in *Proc. IEEE VTC Spring 2013*, June 2013, pp. 1–5.
- [6] J. Van De Beek and B. M. Popovic, "Various access with low-thickness marks," in *Proc. IEEE GLOBECOM 2009*, Dec. 2009, pp. 1–6.
- [7] M. Al-Imari, P. Xiao, M. A. Imran, and R. Tafazolli, "Uplink non-symmetrical various access for 5G remote organizations," in *Proc. eleventh International Symposium on Wireless Communications Systems (ISWCS)*, Aug. 2014, pp. 781–785.
- [8] H. Nikopour and H. Baligh, "Scanty code numerous entrance," in *Proc. IEEE PIMRC 2013*, Sep. 2013, pp. 332–336.
- [9] K. Au, L. Zhang, H. Nikopour, E. Yi, A. Bayesteh, U. Vilaipornsawai, J. Mama, and P. Zhu, "Uplink conflict based SCMA for 5G radio access," in *Proc. IEEE GLOBECOM 2014*, Dec. 2014, pp. 1–5.
- [10] M. Taherzadeh, H. Nikopour, A. Bayesteh, and H. Baligh, "SCMA codebook plan," in *Proc. IEEE VTC Fall 2014*, Sep. 2014, pp. 1–5.
- [11] D. Xiaoming, C. Shanzhi, S. Shaohui, K. Shaoli, W. Yinmin, S. Zukang, and X. Jin, "Progressive obstruction cancelation amiable various access (SAMA) for future remote interchanges," in *Proc. IEEE ICCS 2014*, Nov. 2014, pp. 1–5.
- [12] L. Dai, Z. Wang, and S. Chen, "An epic uplink numerous entrance plot dependent on TDS-FDMA," *IEEE Trans. Remote Commun.*, vol. 10, no. 3, pp. 757–761, Mar. 2011.
- [13] L. Dai, Z. Wang, and J. Melody, "TDS-OFDMA: a novel different access framework dependent on TDS-OFDM," *IEEE Trans. Consum. Electron.*, vol. 57, no. 4, pp. 1528–1534, Nov. 2011.
- [14] Pattern Division Multiple Access: A New Multiple Access Technology for 5G by Xiaoming Dai, Zhenyu Zhang, Baoming Bai, Shanzhi Chen, and Shaohui Sun distributed in *IEEE*
- [15] L. Dai et al., "Non-Orthogonal Multiple Access for 5G: Solutions, Challenges, Opportunities, and Future Research Trends," *IEEE Commun. Mag.*, vol. 53, no. 9, Sept. 2015, pp. 74–81.
- [16] T. Spread, "Communicated Channels," *IEEE Trans. Information. Hypothesis*, vol. 18, no. 1, Jan. 1972, pp. 2–14.
- [17] P. Wang, J. Xiao, and P. Li, "Correlation of Orthogonal and Non-Orthogonal Approaches to Future Wireless Cellular Systems," *IEEE Vehic. Tech. Mag.*, vol. 1, no. 3, Sept. 2006, pp. 4–11.
- [18] S. Yuya et al., "Non-Orthogonal Multiple Access (NOMA) for Cellular Future Radio Access," *Proc. IEEE VTC-Spring 2013*, May, 2013, pp. 1–5.
- [19] K. Higuchi and A. Benjebbour, "Non-Orthogonal Multiple Access (NOMA) with Successive Interference Cancellation for Future Radio Access," *IEICE Trans. Commun.*, vol. E98-B, no. 3, Mar. 2015, pp. 403–14.
- [20] B. Wang et al., "Range and Energy Efficient BeamSpace MIMO-NOMA for Millimeter-Wave Communications Using focal point Antenna Array," *IEEE JSAC*, vol. 35, no. 10, Oct. 2017, pp. 2370–82.
- [21] X. Dai et al. "Progressive Interference Cancelation Amenable Multiple Access (SAMA) for Future Wireless Communications," *Proc. IEEE ICCS*, Nov. 12–15, 2014, pp. 222–26.
- [22] S. Chen et al., "Example Division Multiple Access-A Novel Nonorthogonal Multiple Access for Fifth-Generation Radio Networks," *IEEE Trans. Vehic. Tech.*, vol. 66, no. 4, Apr. 2017, pp. 3185–96
- [23] Uplink Nonorthogonal Multiple Access Technologies Toward 5G: A Survey by NengYe, Hangcheng Han, Lu Zhao, and Ai-hua Wang.

- [24] 3GPP TR 38.913, "Study on situations and necessities for cutting edge access advancements".
- [25] A. E. Gamal and Y. H. Kim, "Talk notes on network data hypothesis," Mathematics, 2010.
- [26] S. Shimamoto, Y. Onozato, and Y. Teshigawara, "Execution assessment of intensity level division various access (PDMA)scheme," in Proceedings of the [Conference Record] SUPER-COMM/ICC '92 Discovering a New World of Communications,pp. 1333–1337, Chicago, IL, USA.
- [27] K. Pedersen, T. Kolding, I. Seskar, and J. Holtzman, "Commonsense usage of progressive impedance abrogation in DS/CDMA frameworks," in Proceedings of the ICUPC - fifth Inter-public Conference on Universal Personal Communications, pp.321–325, Cambridge, MA, USA.
- [28] G. Mazzini, "Force division numerous entrance," in Proceedings of the ICUPC '98. IEEE 1998 International Conference on Universal Personal Communications. Gathering Proceedings, pp. 543–546,Florence, Italy.
- [29] Y. Yuan, L. Anxin, and H. Kayama, "Superimposed radio asset sharing for improving uplink range efficiency," in Proceedings of the 2008 fourteenth Asia-Pacific Conference on Communications, APCC 2008, usa, October 2008.
- [30] A Novel Resource Allocation Scheme in NOMA-Based Cellular Network with D2D Communications
JingpuWang ,Xin Song * and Yatao Ma
- [31] Haci, H.; Zhu, H.; Wang, J. Execution of Non-symmetrical Multiple Access With a Novel Asynchronous Interference Cancellation Technique. IEEE Trans. Commun. 2017, 65, 1319–1335. [CrossRef]
- [32]Qian, L.P.; Wu, Y.; Zhou, H.; Shen, X. Non-Orthogonal Multiple Access Vehicular Small Cell Networks: Architecture and Solution. IEEE Netw. 2017, 31, 15–21. [CrossRef]
- [33] Vamvakas, P.; Tsiropoulou, E.E.; Papavassiliou, S.; Baras, J.S. Advancement and Resource Management in NOMA Wireless Networks Supporting Real and Non-Real Time Service Bundling. In Proceedings of the 2017 IEEE Symposium on Computers and Communications (ISCC), Heraklion, Greece, 3–6 July 2017; pp. 697–703.
- [34] Zeng, J.; Lv, T.; Liu, R.P.; Su, X.; Peng, M.; Wang, C.; Mei, J. Examination on Evolving Single-Carrier NOMA Into Multi-Carrier NOMA in 5G. IEEE Access 2018, 6, 48268–48288. [CrossRef]
- [35]Ali, M.S.; Hossain, E.; Kim, D.I. Composed Multipoint Transmission in Downlink Multi-Cell NOMA Systems: Models and Spectral Efficiency Performance. IEEE Wirel. Commun. 2018, 25, 24–31. [CrossRef]
- [36]Wang, Q.; Ge, J.; Li, Q.; Bu, Q. Execution Analysis of NOMA for Multiple-Antenna Relaying Networks with Energy Harvesting over Nakagami-M Fading Channels. In Proceedings of the 2017 IEEE/CIC International Conference on Communications in China (ICCC), Qingdao, China, 22–24 October 2017; pp. 1–5.
- [37] Analysis and Evaluation of Pattern Division Multiple Access Scheme Jointed With 5G Waveforms by MeriemMhedhbi and FouziaElbahharBoukour
- [38] X. Meng, J. Li, D. Zhou, and D. Yang, "5G innovation necessities and related test conditions for assessment," China Commun., vol. 13, no. 2,pp. 42–51, 2016.
- [39] S. Borkar and H. Pande, "Application of 5G cutting edge organization to Internet of things," in Proc. Int. Conf. Web Things Appl. (IOTA),Jan. 2016, pp. 443–447.
- [40] PEF Project. (2010). [Online]. Accessible: <http://www.ict-phydyas.org>
- [41] N. Michailow et al., "Generalized recurrence division multiplexing for fifth era cell organizations," IEEE Trans. Commun., vol. 62, no. 9,pp. 3045–3061, Sep. 2014.